

Redefine your comfort zone.™ | www.titus-hvac.com



300 / 350 grilles



metric sizes



MRI compatible



humid areas



prevents corrosion



h

Table of Contents

www.titus-hvac.com

Redefine your comfort zone.™

H

300 / 350 GRILLES

H2

300 / 350 GRILLES

300 / 350 Grille Products H4

OVERVIEW

Overview H8

SUPPLY GRILLES

Supply Grilles..... H9

¾" Spacing - Steel H9

301 (RL / RS) - Single Deflection H9

300 (RL / RS) - Double Deflection H9

Dimensions..... H10

¾" Spacing - Aluminum..... H11

301 (FL / FS) - Single Deflection..... H11

300 (FL / FS) - Double Deflection H11

Dimensions..... H12

¾" Spacing - Stainless Steel H13

301 (RL-SS / RS-SS) - Single Deflection H13

300 (RL-SS / RS-SS) - Double Deflection..... H13

Dimensions..... H14

½" Spacing - Steel H15

301 (RL-HD / RS-HD) - Single Deflection H15

300 (RL-HD / RS-HD) - Double Deflection H15

Dimensions..... H16

Performance Data..... H17

Performance Notes..... H22

Horizontal Deflection (Spread) H23

¾" Spacing - Aluminum..... H24

R-301F - Single Deflection..... H24

R-300F - Double Deflection H24

Dimensions..... H25

Performance Data..... H26

RETURN GRILLES

Return Grilles..... H27

¾" Spacing - Steel H27

350 (RL / RS) - 35° Deflection..... H27

350 (ZRL / ZRS) - 0° Deflection..... H27

Dimensions..... H28

¾" Spacing - Aluminum..... H29

350 (FL / FS) - 35° Deflection..... H29

350 (ZFL / ZFS) - 0° Deflection H29

Dimensions..... H30

¾" Spacing - Stainless Steel H31

350 (RL-SS / RS-SS) - 45° Deflection H31

Dimensions..... H32

½" Spacing - Steel..... H33

355 (RL / RS) - 35° Deflection..... H33

355 (ZRL / ZRS) - 0° Deflection..... H33

Dimensions..... H34

½" Spacing - Aluminum..... H35

355 (FL / FS) - 35° Deflection..... H35

355 (ZFL / ZFS) - 0° Deflection	H35
Dimensions.....	H36
Performance Data.....	H37
350R, 350F and 350R-SS	H37
350ZR and 350ZF	H39
355R and 355F	H41
355ZR and 355ZF	H43

FILTER RETURN GRILLES

Filter Return Grilles	H45
Steel, Aluminum and Stainless Steel.....	H45
350 (RLF / RSF) / 350 (FLF / FSF) / 355 (RLF / RSF) / 355 (FLF / FSF) / 350 (RLF-SS / RSF-SS).....	H45

OPTIONS & ACCESSORIES

Options & Accessories	H46
Border Types.....	H47
Accessories	H47
Oversize Grille Construction	H48
Screw Hole Location Chart.....	H49
Hinge Locations	H50





ICONS

Icons Key	H52
-----------------	-----

PAGES: H8-H23

supply grilles

			
301 (RL / RS)	300 (RL / RS)	301 (FL / FS)	300 (FL / FS)
<p>STEEL SINGLE DEFLECTION GRILLES</p> <ul style="list-style-type: none"> • Available in 3/4" blade spacing • Individually adjustable blades • Blades parallel to the long or short dimension • Standard finish is #26 white 	<p>STEEL DOUBLE DEFLECTION GRILLES</p> <ul style="list-style-type: none"> • Available in 3/4" blade spacing • Individually adjustable blades • Blades parallel to the long & short dimension • Standard finish is #26 white 	<p>ALUMINUM SINGLE DEFLECTION GRILLES</p> <ul style="list-style-type: none"> • Available in 3/4" blade spacing • Individually adjustable blades • Blades parallel to the long or short dimension • Standard finish is #26 white 	<p>ALUMINUM DOUBLE DEFLECTION GRILLES</p> <ul style="list-style-type: none"> • Available in 3/4" blade spacing • Individually adjustable blades • Blades parallel to the long & short dimension • Standard finish is #26 white

			
301 (RL-SS / RS-SS)	300 (RL-SS / RS-SS)	301 (RL-HD / RS-HD)	300 (RL-HD / RS-HD)
<p>STAINLESS STEEL SINGLE DEFLECTION GRILLES</p> <ul style="list-style-type: none"> • Available in 3/4" blade spacing • Individually adjustable blades • Blades parallel to the long or short dimension • Works well in corrosive environments • Standard finish is #04 mill 	<p>STAINLESS STEEL DOUBLE DEFLECTION GRILLES</p> <ul style="list-style-type: none"> • Available in 3/4" blade spacing • Individually adjustable blades • Blades parallel to the long & short dimension • Works well in corrosive environments • Standard finish is #04 mill 	<p>HEAVY DUTY STEEL SINGLE DEFLECTION GRILLES</p> <ul style="list-style-type: none"> • Available in 1/2" blade spacing • Individually adjustable blades • Blades parallel to the long or short dimension • Works well in areas subject to abuse • Standard finish is #26 white 	<p>HEAVY DUTY STEEL DOUBLE DEFLECTION GRILLES</p> <ul style="list-style-type: none"> • Available in 1/2" blade spacing • Individually adjustable blades • Blades parallel to the long & short dimension • Works well in areas subject to abuse • Standard finish is #26 white

PAGES: H24-H26

round supply grilles



R-301F

ALUMINUM SINGLE DEFLECTION GRILLES

- Available in 3/4" blade spacing
- Individually adjustable blades
- Standard finish is #26 white
- Optional mounting bracket and damper available



R-300F

ALUMINUM DOUBLE DEFLECTION GRILLES

- Available in 3/4" blade spacing
- Individually adjustable blades
- Standard finish is #26 white
- Optional mounting bracket and damper available

PAGES: H27-H40

return grilles



350 (RL / RS)



350 (ZRL / ZRS)



350 (FL / FS)



350 (ZFL / ZFS)




350 (RL-SS / RS-SS)



355 (RL / RS)



355 (ZRL / ZRS)



355 (FL / FS)

RETURN GRILLES


- Available in 3/4" or 1/2" blade spacing
- 35°, 45° and 0° deflection models to choose from
- Available in steel, aluminum and stainless steel
- Blades parallel to the long or short dimension
- Finishes are either #26 white or #04 mill



355 (ZFL / ZFS)

PAGE: H41-H44

filter return grilles			
			
350 (RLF / RSF)	350 (FLF / FSF)	355 (RLF / RSF)	355 (FLF / FSF)
RETURN FILTER GRILLES <ul style="list-style-type: none"> • Available in 3/4" blade spacing • 35° deflection blades • Available in steel • Accommodates 1" or 2" thick filters • Standard finish is #26 white 	RETURN FILTER GRILLES <ul style="list-style-type: none"> • Available in 3/4" blade spacing • 35° deflection blades • Available in aluminum • Accommodates 1" or 2" thick filters • Standard finish is #26 white 	RETURN FILTER GRILLES <ul style="list-style-type: none"> • Available in 1/2" blade spacing • 35° deflection blades • Available in steel • Accommodates 1" or 2" thick filters • Standard finish is #26 white 	RETURN FILTER GRILLES <ul style="list-style-type: none"> • Available in 1/2" blade spacing • 35° deflection blades • Available in aluminum • Accommodates 1" or 2" thick filters • Standard finish is #26 white


350 (RLF-SS / RSF-SS)
RETURN FILTER GRILLES

- Available in 3/4" blade spacing
- 45° deflection blades
- Available in stainless steel
- Accommodates 1" or 2" thick filters
- Standard finish is #04 mill

Overview

Redefine your comfort zone.™ | www.titus-hvac.com

The Titus 300 / 350 series of louvered supply and return grilles are the industry standard for high quality, competitively priced grilles. The series is available in steel, aluminum and stainless steel material to meet any job application. The 300 series supply grilles feature adjustable louvered blades in single or double deflection with 3/4" blade spacing. For industrial and institutional applications, the 300 series are available in a heavy duty "HD" design that includes heavy gauge frame and blades. The 350 series return grilles are available in 3/4" or 1/2" blade spacing and 0 degree or 35 degree deflection to provide maximum versatility for return air applications. The 350 series also include an option for a factory installed filter rack to accommodate 1" or 2" thick filters. Optional opposed blade dampers are available for the 300 / 350 series in steel, aluminum and stainless steel material and are factory installed.

- High quality, competitively priced grilles
- Defines the standard for the industry
- Available in steel, aluminum, or 304 stainless steel
- Available in supply, return, or filter return models
- Standard supply grilles available with 3/4" blade spacing
- Return grilles available with 3/4" or 1/2" blade spacing
- Front blades available parallel to the long or short dimension



300 / 350 OVERVIEW AT A GLANCE

Function	Description		Steel Border		Aluminum Border		304 Stainless Steel	
	Deflection	Blade Spacing	Long Front Blades	Short Front Blades	Long Front Blades	Short Front Blades	Long Front Blades	Short Front Blades
Supply	Single	3/4"	301RL	301RS	301FL	301FS	301RL-SS	301RS-SS
	Double	3/4"	300RL	300RS	300FL	300FS	300RL-SS	300RS-SS
Heavy Duty Supply	Single	1/2"	301RLHD	301RSHD	—	—	—	—
	Double	1/2" front 3/4" rear	300RLHD	300RSHD	—	—	—	—
Return	35° Fixed	3/4"	350RL	350RS	350FL	350FS	350RL-SS	350RS-SS
	0° Fixed	3/4"	350ZRL	350ZRS	350ZFL	350ZFS	—	—
	35° Fixed	1/2"	355RL	355RS	355FL	355FS	—	—
	0° Fixed	1/2"	355ZRL	355ZRS	355ZFL	355ZFS	—	—
Filter Return	35° Fixed	3/4"	350RLF	350RSF	350FLF	350FSF	350RLF-SS	350RSF-SS
	35° Fixed	1/2"	355RLF	355RSF	355FLF	355FSF	—	—

Available Material Types	Model							
	Supply				Return			
	301	300	301HD	300HD	350	355	350Z	355Z
A	•	•			•	•	•	•
S	•	•	•	•	•	•	•	•
SS	•	•			•			

Note: A = Aluminum Border and Blades, S = Steel, SS = 304 Stainless Steel. Some aluminum and stainless steel models may be constructed of all nonmagnetic components (no plastics) to meet MRI requirements. Consult your Titus representative for specific details. See individual model information for construction details. Titus reserves the right to make product improvements on a continual basis. As products are updated, new submittal sheets are published. Your Titus representative can provide you with updated technical information on all products.

301 / 300 (RL / RS)

301RS

- ¾" blade spacing
- Single deflection
- Individually adjustable blades
- Blades parallel to the short dimension

301RL

- Same as 301RS with blades parallel to the long dimension

300RS


- ¾" blade spacing
- Double deflection
- Individually adjustable blades
- Front blades parallel to the short dimension

300RL

- Same as 300RS with front blades parallel to the long dimension



301RL



300RS



metric sizes

MODELS:

Single Deflection Models

301RL
301RS

Double Deflection Models

300RL
300RS

FINISH:

Standard Finish - #26 White

OVERVIEW

¾" Blade Spacing / Steel

Titus' 300 / 350 Series supply grilles define the standard for the industry. With high quality and competitive pricing these grilles form the backbone of a standard offering that will meet any application requirements.

PRODUCTS INCLUDE

- Material: Roll-formed Steel
- Welded Border
- Available Border Types:
 - #1 - Surface Mount
- Countersunk Screw Holes
- #8 x 1¼" Long Phillips Flat Head Sheet Metal Screws, Painted White
- Optional Steel-Opposed Blade Damper



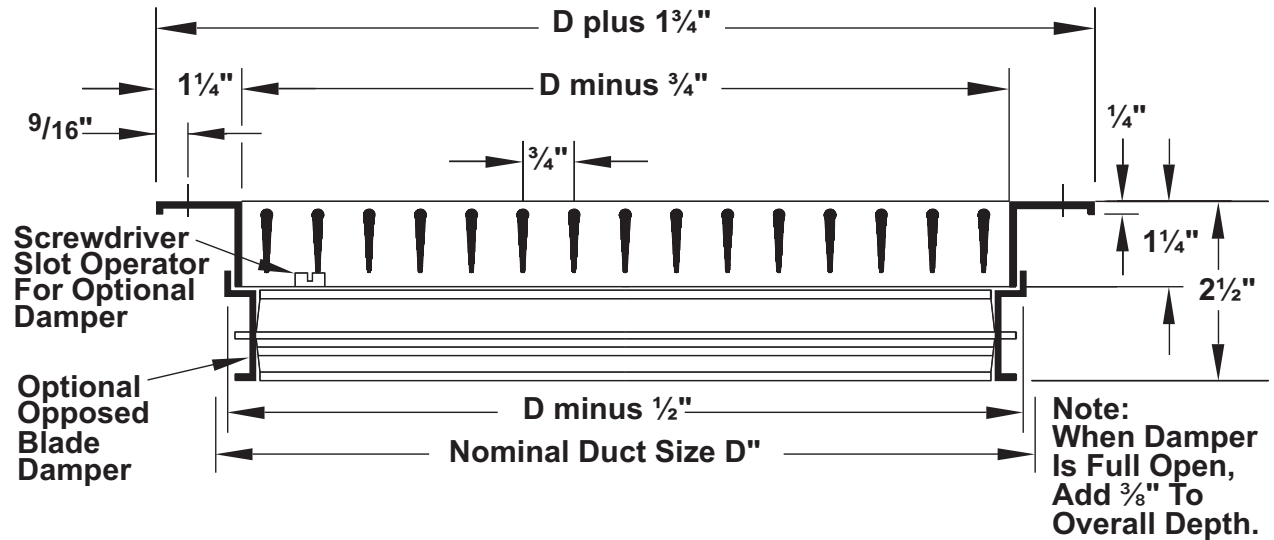
See website for Specifications

DIMENSIONS

Redefine your comfort zone.™ | www.titus-hvac.com

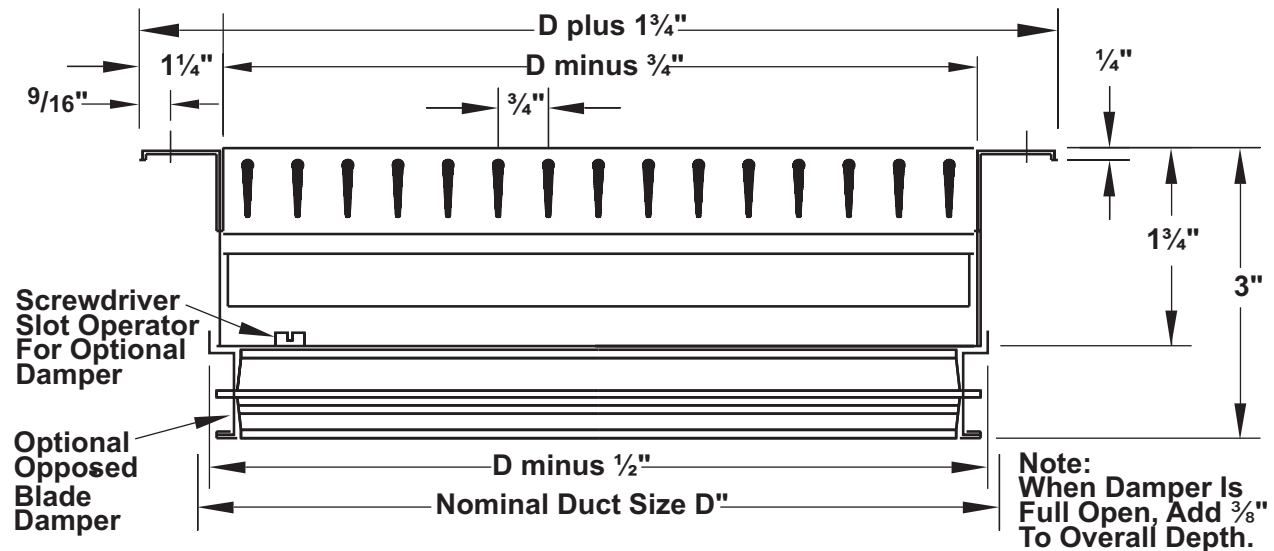
301 / 300 (RL / RS) DIMENSIONS

Single Deflection Models 301RL / RS - Border Type 1



Available sizes ($D" \times D"$) are 6 x 4 inches through 48 x 48 inches in 1" increments
Odd and fractional sizes are available at additional cost

Double Deflection Models 300RL / RS - Border Type 1



Available sizes ($D" \times D"$) are 6 x 4 inches through 48 x 48 inches in 1" increments
Odd and fractional sizes are available at additional cost

H

DIMENSIONS